












REPLACEMENT PARTS GUIDE

824 X 4WD Loader (PIN: 1DW824XA__L_XXXXX-)



	DIESEL PARTICULATE FILTER (COMPONENT OF EXHAUST FILTER)	3
	ENGINE OIL FILTER	8
	PRIMARY FUEL FILTER	9
	AUTO-LUBE INTERNAL PUMP FILTER (IF EQUIPPED)	1
	DRIVELINE DAMPER	2
	FINAL FUEL FILTER	10
	AIR CLEANER DUST UNLOADER VALVE	6
	DIESEL EXHAUST FLUID (DEF) DOSING UNIT FILTER	20
	HYDRAULIC SYSTEM RETURN FILTER	21
	AXLE OIL FILTER	13
	SERPENTINE BELT	7



	FAST FILL FUEL BREATHER FILTER (IF EQUIPPED)	11
	CAB FRESH AIR FILTER	4
	CAB RECIRCULATION AIR FILTER	5
	HYDRAULIC RESERVOIR BREATHER FILTER	12
	ENGINE AIR CLEANER ELEMENT (PRIMARY)	14
	ENGINE AIR CLEANER ELEMENT (SECONDARY)	15
	ENGINE ROCKER ARM COVER GASKET—REAR	18
	ENGINE ROCKER ARM COVER GASKET FRONT (TOP AND BOTTOM)	19
	DEF TANK BREATHER FILTER	22
	FUEL TANK BREATHER FILTER	16
	TRANSMISSION OIL FILTER	17
	IN-LINE DEF FILTER	23



FOR QUANTITY NOT MENTIONED ASSUME AS 1
CLICK PART NUMBER TO BUY

*See operator's manual for additional details.

REQUIRED PARTS

824 X 4WD Loader Replacement Parts Guide (PIN: 1DW824XA__L_XXXX-)

Description	Part Number	Every 500 Hours	Every 1000 Hours	Every 2000 Hours	Every 4000 Hours	Every 6000 Hours
Axle Oil Filter	AH128449		2	2	2	2
Engine Oil Filter	RE509672	1	1	1	1	1
Primary Fuel Filter	RE539465	1	1	1	1	1
Final Fuel Filter	DZ110558	1	1	1	1	1
Fast Fill Fuel Breather Filter (if equipped)	T225008	1	1	1	1	1
Hydraulic Reservoir Breather Filter	AM39653	1	1	1	1	1
Engine Air Cleaner Element—Primary	T463158		1	1	1	1
Engine Air Cleaner Element—Secondary	T462707		1	1	1	1
Fuel Tank Breather Filter	T225008		1	1	1	1
Transmission Oil Filter	DZ119696			2	2	2
Engine Rocker Arm Cover Gasket—Front (top and bottom)	R526607			1	1	1
Engine Rocker Arm Cover Gasket—Rear	R532724			1	1	1
Diesel Exhaust Fluid (DEF) Dosing Unit Filter	DZ114640			1	1	1
Hydraulic System Return Filter	AT545968				2	
DEF Tank Breather Filter	H216169				1	
In-Line DEF Filter	DZ124403					1
Auto-Lube Internal Pump Filter (if equipped)	T420232	As Required				
Driveline Damper	AT426103	As Required				
Diesel Particulate Filter (component of exhaust filter)	DZ115234	As Required				
Cab Fresh Air Filter	AT191102	As Required				
Cab Recirculation Air Filter	AT307501	As Required				
Serpentine Belt	T428848	As Required				
Air Cleaner Dust Unloader Valve	T158495	As Required				



JOHN DEERE

CLICK PART NUMBER TO BUY

*See operator's manual for additional details.

OILS AND CAPACITIES INFORMATION

824 X 4WD Loader Replacement Parts Guide (PIN: 1DW824XA__L_XXXXX-)

Part Description	Qty or capacity	Change Interval In Hours
John Deere Hy-Gard Transmission Oil ¹	53.0 L (14.0 gal)	500
John Deere Hy-Gard Front Axle Oil ²	55.3 L (14.6 gal)	500
John Deere Hy-Gard Rear Axle Oil ²	55.3 L (14.6 gal)	500
John Deere Plus-50 II Engine Oil ¹	34.0 L (9.0 gal)	1000
John Deere Hy-Gard Park Brake Oil ²	0.7 L (24 oz)	2000
John Deere Hydrau Hydraulic System Oil ²	150.0 L (39.9 gal)	4000
John Deere Cool-Gard II Pre-Mix Engine Coolant	48.0 L (12.7 gal)	6000
John Deere Cool-Gard II Pre-Mix Inverter Coolant	9.5 L (2.51 gal)	6000

Fluid Analysis Test Kits³

Part Description	Part Number	Qty or capacity	Change Interval In Hours
Diesel Engine Oil	AT346594	1	250
Transmission Oil	AT346594	1	500
Axle Oil	AT346594	2	500
Hydraulic Oil	AT346594	1	500
Diesel Fuel	TY27329	1	500
Engine Coolant	TY27787	1	500
Inverter Coolant	TY27787	1	500

¹ Perform initial service once after the first 500 hours of operation.

² For recommended oil type and oil viscosities based on operating temperatures, see Maintenance—Machine. (Section 3-1.)

³ Based on fluid analysis results, intervals may need to be adjusted for operating conditions. Consult an authorized John Deere dealer.

Plus-50 is a trademark of Deere & Company

Hydrau is a trademark of Deere & Company

Hy-Gard is a trademark of Deere & Company

Cool-Gard is a trademark of Deere & Company



CLICK PART NUMBER TO BUY

***See operator's manual for additional details.**

SERVICE INTERVALS

824 X 4WD Loader Replacement Parts Guide (PIN: 1DW824XA__L_XXXX-)

As Required	
<input type="checkbox"/> Refill auto-lube grease reservoir (if equipped)	<input type="checkbox"/> Check rear camera and radar object detection (ROD) system (if equipped)
<input type="checkbox"/> Clean hydraulic pump case drain in-line screens	<input type="checkbox"/> Drain water from primary fuel filter with water separator
<input type="checkbox"/> Inspect tires and check pressure	<input type="checkbox"/> Drain, flush, and refill fuel tank
<input type="checkbox"/> Check wheel bolt torque	<input type="checkbox"/> Check and clean fuel sending unit pickup screen
<input type="checkbox"/> Inspect engine air cleaner elements	<input type="checkbox"/> Service exhaust filter
<input type="checkbox"/> Replace fast fill fuel breather filter (if equipped)	<input type="checkbox"/> Check window washer fluid level
<input type="checkbox"/> Check air cleaner dust unloader valve	<input type="checkbox"/> Check cab recirculation air filter
<input type="checkbox"/> Inspect serpentine belt	<input type="checkbox"/> Check cab fresh air filter
<input type="checkbox"/> Clean cooler cores	<input type="checkbox"/> Clean and tighten battery terminal
<input type="checkbox"/> Check advanced vision system cameras (AVS) (if equipped)	<input type="checkbox"/> Check inverter coolant reservoir fluid condition and level
Every 10 Hours or Daily	
<input type="checkbox"/> Check auto-lube lines and grease points (if equipped)	<input type="checkbox"/> Check coolant level at surge tank
<input type="checkbox"/> Check auto-lube grease reservoir and manifolds (if equipped)	<input type="checkbox"/> Check engine oil level
<input type="checkbox"/> Check hydraulic system oil level	<input type="checkbox"/> Check transmission oil level
<input type="checkbox"/> Check air cleaner dust unloader valve	<input type="checkbox"/> Inspect outer pin seals
Every 250 Hours	
<input type="checkbox"/> Take engine oil sample	
Initial Service—500 Hours ¹	
<input type="checkbox"/> Drain and refill front and rear axle oil	<input type="checkbox"/> Replace axle oil filters
<input type="checkbox"/> Drain and refill transmission oil	<input type="checkbox"/> Replace transmission oil filters
Every 500 Hours	
<input type="checkbox"/> Lubricate driveline lower U-joints	<input type="checkbox"/> Lubricate front and rear axle shaft seals
<input type="checkbox"/> Lubricate driveline upper and lower sliding joints	<input type="checkbox"/> Lubricate front and rear shaft seals on park brake
<input type="checkbox"/> Check hybrid battery electrolyte level (if equipped)	<input type="checkbox"/> Check park brake oil level
<input type="checkbox"/> Inspect auto-lube internal pump filter (if equipped)	<input type="checkbox"/> Check ride control accumulator
<input type="checkbox"/> Replace hydraulic reservoir breather filter	<input type="checkbox"/> Take axle oil sample
<input type="checkbox"/> Check front and rear axle oil level	<input type="checkbox"/> Take transmission oil sample
<input type="checkbox"/> Replace fast fill fuel breather filter (if equipped)	<input type="checkbox"/> Take hydraulic oil sample
<input type="checkbox"/> Check air intake hoses and charge air cooler tube couplings	<input type="checkbox"/> Take diesel fuel sample
<input type="checkbox"/> Drain and refill engine oil and replace filter	<input type="checkbox"/> Take engine coolant sample
<input type="checkbox"/> Replace primary fuel filter with water separator	<input type="checkbox"/> Take park brake oil sample
<input type="checkbox"/> Replace final fuel filter	<input type="checkbox"/> Take inverter coolant sample
<input type="checkbox"/> Lubricate loader linkage and cylinder pivots (less auto-lube)	



SERVICE INTERVALS

744 X 4WD Loader Replacement Parts Guide (PIN: 1DW744XA__L_XXXXX-)

Every 1000 Hours	
<input type="checkbox"/> Replace axle oil filters	<input type="checkbox"/> Check coolant condition
<input type="checkbox"/> Replace engine air cleaner elements	<input type="checkbox"/> Lubricate frame hinge pivots (less auto-lube)
<input type="checkbox"/> Replace fuel tank breather filter	<input type="checkbox"/> Drain and refill park brake oil
<input type="checkbox"/> Check inverter coolant condition	
Every 2000 Hours	
<input type="checkbox"/> Drain and refill front and rear axle oil	<input type="checkbox"/> Check and adjust engine valve lash
<input type="checkbox"/> Replace diesel exhaust fluid (DEF) dosing unit filter ²	<input type="checkbox"/> Rerun transmission clutch calibration
<input type="checkbox"/> Drain and refill transmission oil and replace filters	
Every 4000 Hours	
<input type="checkbox"/> Clean hydraulic system fill strainer	<input type="checkbox"/> Drain, flush, and refill hydraulic system oil
<input type="checkbox"/> Replace hydraulic system return filters	<input type="checkbox"/> Replace diesel exhaust fluid (DEF) tank breather filter
Every 5000 Hours	
<input type="checkbox"/> Check driveline damper for cracks	
Every 6000 Hours	
<input type="checkbox"/> Drain and refill cooling system	<input type="checkbox"/> Replace DEF in-line filter ³
<input type="checkbox"/> Drain and refill inverter cooling system	
¹ Perform initial service once after the first 500 hours of operation. ² Replace every 2000 hours or 3 years maximum. ³ Replace every 6000 hours or 3 years maximum.	

